

Stevens High School Home of the Raiders



Class of 2029 **8th Grade Information Night**



Welcome to Stevens High School



8th Grade Information Night

- Course Selection Process
- Graduation Requirements
- Transition to Stevens High School
- Department Showcase

Staff

- Principal – Jocelyn Hafner
- Assistant Principals
 - Krista Inman(A-G)
 - Tyler Rchetto (H-N)
 - Julie Thompson (O-Z)
 - Nick Karn (Activities Director)
- School Counselors
 - Anah Widener (A-C & V-Z)
 - Blake Addison (D-J)
 - Tracy Freidel (K-N)
 - Sonja Gab (O-U)
- Pathway Coordinator – Matt James
- Registrar – Jamiee Exner (394-4025)



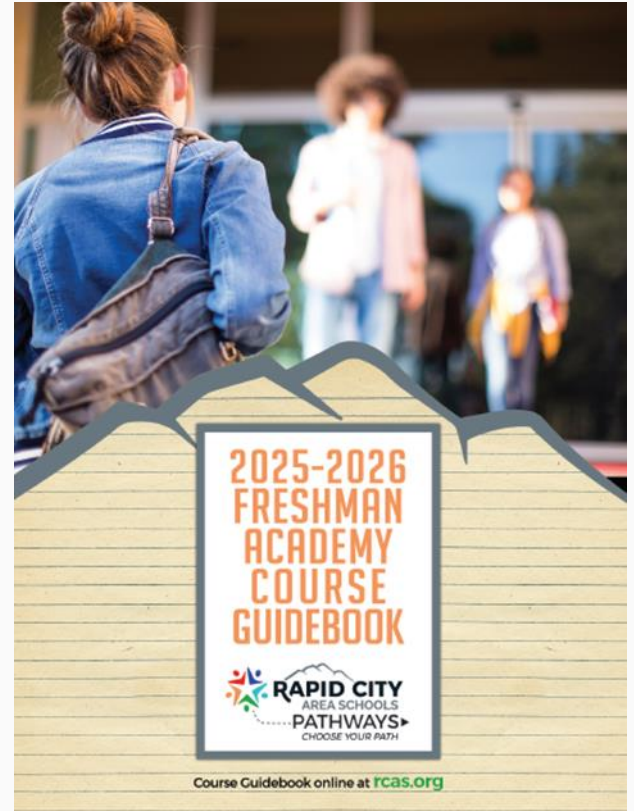
Course Selection Process

- Review SHS course selection video in middle school class (February 15)
- Complete course selection sheet with parents/guardians
- Turn-in sheet to designated teacher by February 27
- Southwest Enrichment Teacher, West 7th Period Teacher
- Stevens High School counselors assist with course selection and Skyward entry at middle school (SW – March 3, 4; West – March 5, 6)



High School Course Guidebook

- Located at **rcas.org**
 - Click on the **Students** tab
 - Click **High School Course Selection**



Graduation Requirements

Listed in the course guidebook





All classes are .5 credit and will be permanently documented on the transcript at the conclusion of each semester

RCAS Graduation Requirements

English/Language Arts	4
Mathematics	3
Science	3
Social Studies	3
Technology	0.5
Fine Arts	1
Physical Education	1
Economics or Personal Finance	0.5
RCAS Pathways	3.5
Electives	2.5
Total	22

Course Selection Sheet

West- Turn in completed sheet to your 7th period teacher no later than February 27





Student Name (print) _____

RCAS Course Selection Sheet (2025-26 School Year)

9th Grade (Freshman Academy) (Class of 2026)

Students must enroll in a minimum of 6.25 credits.



REQUIRED COURSES	ELECTIVES
ENGLISH (select one) ___ English 9 AMB (Eng 9A) (Eng 9B) 1.0 credit ___ Adv. English 9 AAB* (AdvEngA) (AdvEngB) 1.0 credit	FINE ARTS ___ Art 9 (Ar) (Art9A) 0.5 credit ___ Art 9 (Ar) (Art9B) 0.5 credit ___ Band 1 AAB (BandA) (BandB) 1.0 credit ___ Jazz Band 1 AAB (JazzA) (JazzB) 1.0 credit ___ Orchestra 1 AAB (OrchA) (OrchB) 1.0 credit ___ Ch. Orchestra 1-2-3-4 AAB 1.0 credit ___ Blue & Silver Express 1 AAB 1.0 credit ___ Reader Choir 1-2-3-4 AAB (ReadCA) (ReadCB) 1.0 credit ___ Tenor/Soprano Band 1.0 credit ___ Theater Choir 1 AAB (TheatA) (TheatB) (Soprano, Alto) 1.0 credit ___ Drama 1 (Intro to Theatre) (Drama) 0.5 credit ___ Stagecraft (Theatre Tech. & Design) (Stage) 0.5 credit
MATH (select one) ___ Algebra 1 AAB (MAA) (MAA) 1.0 credit ___ Geometry AAB (MAG) (MAG) 1.0 credit	HEALTH & PHYSICAL EDUCATION (May take up to 2 credit each year. Limit 1 class per semester) ___ Strength & Conditioning Semester 1 (SC1) 0.5 credit ___ Strength & Conditioning Semester 2 (SC2) 0.5 credit ___ Team Activities Semester 1 (TA1) 0.5 credit ___ Team Activities Semester 2 (TA2) 0.5 credit
SCIENCE (select both) ___ Biology 1/Lab (Bio 1) 0.5 credit ___ Biology 2/Lab (Bio 2) 0.5 credit	WORLD LANGUAGES (Successful completion of 8th Grade English is recommended) ___ German 1 Beginning AAB (GermA) (GermB) 1.0 credit ___ Spanish 1 Beginning AAB (SpanA) (SpanB) 1.0 credit
SOCIAL STUDIES (select both) ___ World Geography (WG) 0.5 credit ___ World History (WH) 0.5 credit	OTHER OFFERINGS ___ Ag Leadership and Service (AGLEAD) 0.5 credit ___ Debate (Debate) 0.5 credit ___ Native American Heritage (NAHer) 0.5 credit
RCAS PATHWAYS EXPLORE (select all) ___ 9 th Grade Computer Applications (9Cmp) 0.5 credit ___ Freshman Seminar (FreshS) 0.5 credit ___ GRADtime 9 (GRACog) 0.25 credit	Total Credits: _____ (Minimum of 6.25) (Max 7.25 unless you register for Fine Arts 0-hour)
LUNCH (all students are required to select and register for Lunch 9) ___ Lunch 9 (Lun 9) 0 credit	
Notes to remember: * All 1 credit classes require registering for both A & B semesters using the two course codes provided. * West Middle School students turn in your completed & signed course selection sheet to your 121-154 period teacher no later than Feb. 27. * Southwest MS students turn in your completed & signed course selection sheet to your 1202-1254 teacher no later than Feb. 27.	
Student Signature _____ Guardian Signature _____	

* This optional course has an increased depth of content and expectations.
 ** Auction required.
 *** Must also be enrolled in Orchestra I for Chamber Orchestra students, Concert Band for Jazz Band students, OR a consented ensemble (Guitar/Theater) for Blue & Silver Express Choir students.

Southwest-Turn in completed sheet to your Enrichment teacher no later than February 27

Course Selection

- Consider the following:
 - Academic strengths and weaknesses
 - Activity involvement in and out of school
 - Community involvement/family commitments



Course Selection

Enrollment Requirements for Grades 9-11

- All students in grades 9, 10, and 11 required to enroll in a minimum of 6 courses per semester
- Our goal is to ensure you are set up for success

Freshman Course Recommendations

- Highly recommended that freshmen enroll in no more than six courses per semester
- This approach will keep you on track for graduation while providing a smooth and manageable transition to high school





Staffing based on course selection

- No changes made after March 6

Class Cancellations

- Low Enrollment
- Registration Exceeds Class Capacity
- Program Cuts

RCAS Pathways (3.5 credits required)



Academy of **Advanced Technology**



*Business, Entrepreneurship,
& Hospitality Pathway
Construction Pathway*



Academy of **Arts, Humanities, & Human Services**



*Human Services Pathway
Performing Arts Pathway
Visual Arts Pathway*



Academy of **STEM**



*Agriculture, Food, &
Natural Resources Pathway
Engineering Pathway
Healthcare Pathway
Information Technology Pathway*



Our goal is to graduate all students with a plan after they leave high school whether it is entering the workforce, earning a certification, or entering postsecondary education




The academy model now includes performing and visual arts



The academy no longer relies solely on CTE courses but includes a variety of courses to help prepare our students for life after high school

RCAS Pathways (3.5 credits required)



Required Classes

Freshman Seminar	0.5 credit
Pathway Credits	2 credits
GRADtime	1 credit

Your RCAS Pathways requirements will be met through **GRADtime** and your pathway courses.

Grade 9	Grade 10	Grade 11	Grade 12
GRADtime (0.25 cr)	GRADtime (0.25 cr)	GRADtime (0.25 cr)	GRADtime (0.25 cr)
Freshman Seminar (0.5 cr) <small>*Choose Pathway during Registration</small>	Pathway Engage Course (1 cr)	Pathway Experience Course (1 cr)	Capstone or Additional Pathway Course (optional)

Commonly Asked Questions



Stevens High School Commonly Asked Questions



1. WHAT IS A CREDIT?

A credit is what you earn when you pass a course. You need minimum of 22 credits to graduate from high school, which includes a combination of required and elective classes. All classes are .5 credit and will be permanently documented on the transcript at the conclusion of each semester.

2. HOW DO I KNOW WHICH CLASSES I NEED TO TAKE?

Consider class choices carefully. Visit with school counselors, teachers, and parents to gather information to make class choices. Take the time to read the Freshmen Academy Guidebook for details about courses and graduation requirements.

3. WILL I AUTOMATICALLY GO TO THE NEXT GRADE IF I FAIL COURSES?

No. Grade level classification is determined by the number of credits earned **NOT** by years of attendance.

4. WHAT HAPPENS IF I FAIL A COURSE?

Beginning in ninth grade, students **EARN** credits toward graduation. You must pass courses to earn credit. If you fail a course, you will have to re-take required courses, or take another course to replace the credit you lost through failure. Summer school is an option to earn lost credits. It is important to remember that your high school career begins the minute you enter Stevens High School in the fall.

5. HOW MANY COURSES SHOULD I TAKE?

Students in grades 9, 10 and 11 are required to enroll in a minimum of six (6) courses per semester. Our goal is to ensure you are set up for success. It is highly recommended that freshmen enroll in no more than six courses per semester. This approach will keep you on track for graduation while providing a smooth and manageable transition to high school. Classes may be cancelled for the following reasons: low enrollment, registration number exceeds class capacity, and program cuts.

Learning Management System

- Canvas
 - Parent Observer
 - See what your student sees, including assignments, quizzes, grades, discussions profile, and announcements
 - Message your student and their teacher



Parent Observers in Canvas



[Video Guide](#)

<https://rcas.instructure.com/>

Step 2: Create an Account

Parent Signup ✕

Your Name

Your Email

Password

Re-enter Password

Student Pairing Code [What is a pairing code?](#)

You agree to the [terms of use](#) and acknowledge the [privacy policy](#).

Fill in these fields

Your student will need to log in to their school account to get the pairing code. See Step 2b.

RAPID CITY AREA SCHOOLS

[Parent of a Canvas User? Click Here For an Account](#)
[Browse courses](#)

Username

Password

Stay signed in

[Forgot Password?](#)

[Help](#) [Privacy Policy](#) [Accountable Use Policy](#) [Facebook](#) [Twitter](#)

Click here to create your parent account!

Step 1: Go to RCAS Canvas Login Page

CANVAS continued

Step 3: Get pairing code from your student

The screenshot shows the Canvas LMS interface. On the left is a vertical navigation menu with icons for Account, Dashboard, Courses, Calendar, Inbox, History, and Studio. The main content area is titled 'Settings' and includes sections for Notifications, Files, ePortfolios, QR for Mobile Login, and Global Announcements. A red box highlights the 'Settings' option in the left menu. A red arrow points from this box to the 'Settings' page. On the 'Settings' page, a red box highlights the 'Pair with Observer' button in the 'Ways to Contact' section. A red arrow points from this button to a dialog box titled 'Pair with Observer'. The dialog box contains the following text: 'Share the following pairing code with an observer to allow them to connect with you. This code will expire in seven days, or after one use.' Below the text is a red button that says 'Copy the 6-character code to your account creation'. An 'OK' button is at the bottom right of the dialog box. A red box highlights the 'Pair with Observer' button in the dialog box. A red arrow points from this box to the 'Pair with Observer' button in the 'Ways to Contact' section of the 'Settings' page. A red box highlights the 'Pair with Observer' button in the 'Ways to Contact' section of the 'Settings' page. A red arrow points from this box to the 'Pair with Observer' button in the dialog box. A red box highlights the 'Pair with Observer' button in the dialog box. A red arrow points from this box to the 'Pair with Observer' button in the 'Ways to Contact' section of the 'Settings' page. A red box highlights the 'Pair with Observer' button in the dialog box. A red arrow points from this box to the 'Pair with Observer' button in the 'Ways to Contact' section of the 'Settings' page.

Have your student log in to their Canvas account. Go to Account>Settings>Pair with Observer

Pair with Observer

Share the following pairing code with an observer to allow them to connect with you. This code will expire in seven days, or after one use.

Copy the 6-character code to your account creation

OK

Resources

- Contact teacher
- Contact assistant principal assigned to student
- Contact principal



Resources



- Lifeways
 - Michelle Teeslink
- Liaisons
 - Thad Schmit
 - Josh Kunde

Transition Components

- August 2025
 - 9th Grade Orientation
 - ID Picture
 - Laptop
 - Locker
 - Schedule
 - Tour
 - Open House



Exact dates and times provided in August mailing

What Can You Expect?

- Student ID
- Closed Campus/Closed Lunch
- Eligibility
- High School Community



Tips for Success




- Good attendance
- Get organized
- Maintain regular sleep patterns
- Take responsibility for mental and physical health
 - Teens who have healthy diets, engage in regular exercise, and establish boundaries around screen time are half as likely to have depression and anxiety.

Cell Phone Policy and Support for a Positive Learning Environment

Cell Phone Highlights:

All electronic devices, including cell phones, must be off and stored in backpacks or lockers unless authorized for educational use

Misuse, such as harassment or academic dishonesty, will result in disciplinary action per the **RCAS Discipline Matrix** on the Student Handbook section of **RCAS.org**



How You Can Support


1. Review the Guidelines: Familiarize yourself with the policy on our website.
2. Discuss with Your Child: Talk about staying focused and avoiding distractions.
3. Encourage Responsible Use: Promote phone use only during appropriate times and avoid contacting students during class.

Together, we can create a focused and productive learning environment. Thank you for your partnership!

The Anxious Generation By Johnathan Haidt

Jonathan Haidt examines the alarming rise in depression and anxiety and attributes the crisis to use of smart phones. These factors contribute to increased anxiety and mental health challenges.

- 1. Social Deprivation:** Reduced face-to-face interactions leading to weakened social skills and connections.
- 2. Sleep Deprivation:** Disrupted sleep patterns due to late-night device use and exposure to screen light.
- 3. Attention Fragmentation:** Decreased ability to focus, resulting from constant notifications and multitasking.
- 4. Addiction:** Compulsive device usage driven by the design of apps and platforms to capture attention.



Activities

stevensraiders.com



 **RAPID CITY STEVENS
HIGH SCHOOL ACTIVITIES**

 HOME  ATHLETICS  ACTIVITIES  OTHER INFORMATION  FACEBOOK  RAIDER SPONSORS  Notify Me! 

CALENDAR

IMPORTANT INFORMATION

HIGHLIGHTS

January 2022						
Su	Mo	Tu	We	Th	Fr	Sa
						1
2	3	4	5	6	7	8
9	10	11	12	13	14	15
16	17	18	19	20	21	22
23	24	25	26	27	28	29
--	--	--	--	--	--	--

RAIDER TRACK AND FIELD

"We are about 4 weeks away from the 2022 Raider Track and Field season! The season officially begins on February 28; however, there will be a very important meeting for **ALL** who are interested in participating on Wednesday, February 2 in the 9th grade lunchroom at 7:45am!

Early sign-ups are taking place right now online at www.RaiderTrackandField.com

Department Showcase

- Staff available in the Link hallway (teachers) and Commons (coaches/advisors)
- Advancement Placement course information on benefits and challenges (remain in theater)
- Exit theater on top floor to Link
- Pizza available in Commons (kitchen lunch line)