

Welcome to Stevens High School



8th Grade Information Night

- Course Selection Process
- Graduation Requirements
- Transition to Stevens High School
- Department Showcase

Stevens High School

Home of the Raiders



Class of 2028

8th Grade Information Night



Staff

- Principal – Jocelyn Hafner
- Assistant Principals
 - Krista Inman(A-G)
 - Tyler Rachetto (H-N)
 - Julie Thompson (O-Z)
 - Nick Karn (Activities Director)
- School Counselors
 - Jerry Johnson (A-C & V-Z)
 - Roxann Engel (D-J)
 - Tracy Freidel (K-N)
 - Sonja Gab (O-U)
- Academy Coordinator – Matt James
- Registrar – Jamiee Exner (394-4025)



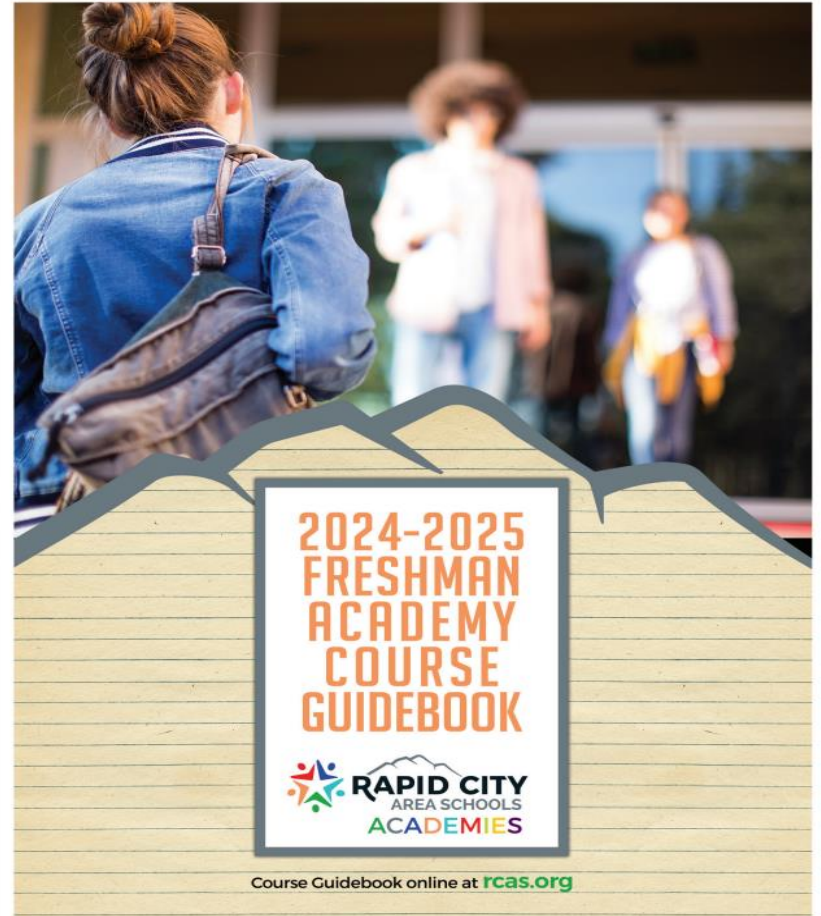
Course Selection Process

- Review SHS course selection video in middle school class (February 21)
- Complete course selection sheet with parents/guardians
- Turn-in sheet to designated teacher by February 29
- Southwest Enrichment Teacher, West 7th/8th Teacher
- Stevens High School counselors assist with course selection and Skyward entry at middle school (SW – March 5, 6; West – March 7)



High School Course Guidebook

- Located at **rcas.org**
 - Click on the **Students** tab
 - Click **High School Course Selection**



Graduation Requirements

- Listed in the course guidebook
- Classes vary in credit value
 - Yearlong = 1 credit
 - Semester = 0.5 credit



RCAS Graduation Requirements

English/Language Arts	4
Mathematics	3
Science	3
Social Studies	3
Technology	0.5
Fine Arts	1
Physical Education	1
Economics or Personal Finance	0.5
RCAS Academies	3.5
Electives	2.5
Total	22

Course Selection Sheet



Student Name (print) _____



RCAS Academics Course Selection Sheet (2024-25 School Year) 9th Grade (Freshman Academy) (Class of 2028)

Students must enroll in a minimum of 6 credits.



West- Turn in completed sheet to your 7th or 8th period teacher

Southwest-Turn in completed sheet to your Enrichment teacher

REQUIRED COURSES		ELECTIVES	
ENGLISH (select one)			
_____ English 9 (Eng 9)	1.0 credit	_____ Art 9 (2D) (Art92D)	5 credit
_____ Advanced English 9* (AdvEng)	1.0 credit	_____ Art 9 (3D) (Art93D)	5 credit
MATH (select one)			
_____ Bridge Math (Bridge)	1.0 credit	_____ Band 1 (Band1)	1.0 credit
_____ Algebra I (MAGE1)	1.0 credit	_____ Jazz Band 1 (Jazz1) ***	1.0 credit
_____ Geometry (MAGE0)	1.0 credit	_____ Orchestra 1 (Orch1)	1.0 credit
SCIENCE (select both)			
_____ Biology 1 (Biol 1)	5 credit	_____ Chamber Orchestra 1-2-3-4 *** (Ch Orc)	1.0 credit
_____ Biology 2 (Biol 2)	5 credit	_____ Blue and Silver Express 1 *** (Blue)	1.0 credit
SOCIAL STUDIES (select both)			
_____ World Geography (WGeo)	5 credit	_____ Raider Choir 1-2-3-4 (Raider) (Tenor, Baritone, Bass)	1.0 credit
_____ World History (W Hist)	5 credit	_____ Treble Choir 1 (Treble) (Soprano, Alto)	1.0 credit
RCAS ACADEMIES EXPLORE (select all)			
_____ 9 th Grade Computer Applications	5 credit	_____ Drama 1 (Intro to Theatre) (Drama1)	5 credit
_____ Freshman Seminar (Fresh)	5 credit	_____ Stagecraft (Theatre Tech. & Design) (Stage)	5 credit
_____ Freshman Seminar 9 (GRAD9)	.25 credit	HEALTH & PHYSICAL EDUCATION	
LUNCH (All students are required to select and register for Lunch 9)		(May take up to 1 credit each year, Limit 1 class per semester)	
_____ Lunch 9	0 credit	_____ Strength & Conditioning Semester 1 (StrCo1)	5 credit
Items to remember:		_____ Strength & Conditioning Semester 2 (StrCo2)	5 credit
- West Middle School students turn in your completed & signed course selection sheet to your 4 th block teacher no later than Feb. 29.		_____ Team Activities Semester 1 (Team1)	5 credit
- Southwest MS students turn in your completed & signed course selection sheet to your enrichment teacher no later than Feb. 29.		_____ Team Activities Semester 2 (Team2)	5 credit
Student Signature _____		WORLD LANGUAGES (Successful completion of 8th Grade English is recommended)	
Guardian Signature _____		_____ German 1 (Germ 1)	1.0 credit
		_____ Spanish 1 (Span 1)	1.0 credit
		OTHER OFFERINGS	
		_____ Ag Leadership and Service (AGLEAD)	5 credit
		_____ Debate (Debate)	5 credit
		_____ Native American Heritage (NAHer)	5 credit
		Total Credits: _____	
		(Minimum of 6)	
		(Max 7.25 unless you register for Fine Arts 0-hour)	

* This rigorous course has an increased depth of content and expectations.

** Audition required.


*** Must also be enrolled in Orchestra I for Orchestra students OR a concurrent ensemble (Raider/Treble) for Choir students.

Course Selection

- Take time to review the course guidebook so you are ready to select your courses



- Consider the following:
 - Academic strengths and weaknesses
 - Activity involvement in and out of school
 - Community involvement/family commitments





Staffing based on course selection

- No changes made after March 7

Class Cancellations

- Low Enrollment
- Registration Exceeds Class Capacity
- Program Cuts

RCAS Academies (3.5 credits required)



Academy of **Advanced Technology**



*Business, Entrepreneurship,
& Hospitality Pathway
Construction Pathway*



Academy of **Arts, Humanities, & Human Services**



*Human Services Pathway
Performing Arts Pathway
Visual Arts Pathway*



Academy of **STEM**



*Agriculture, Food, &
Natural Resources Pathway
Engineering Pathway
Healthcare Pathway
Information Technology Pathway*



Our goal is to graduate all students with a plan after they leave high school whether it is entering the workforce, earning a certification, or entering postsecondary education



The academy model now includes performing and visual arts



The academy no longer relies solely on CTE courses but includes a variety of courses to help prepare our students for life after high school

RCAS Academies (3.5 credits required)



Required Classes

Freshman Seminar	0.5 credit
Academy Credits	2 credits
GRADtime	1 credit

Your RCAS Academies requirements will be met through **GRADtime** and your academy/pathway courses.

Grade 9	Grade 10	Grade 11	Grade 12
GRADtime (0.25 cr)	GRADtime (0.25 cr)	GRADtime (0.25 cr)	GRADtime (0.25 cr)
Freshman Seminar (0.5 cr) *Choose Pathway during Registration	Pathway Engage Course (1 cr)	Pathway Experience Course (1 cr)	Capstone or Additional Pathway Course (optional)

Commonly Asked Questions



Stevens High School Commonly Asked Questions



1. WHAT IS A CREDIT?

A credit is what you earn when you pass a course. You need minimum of 22 credits to graduate from high school, which includes a combination of required and elective classes. A one-credit (1) course meets for the entire school year (two semesters). Examples are math and English. A one-half credit (.5) course meets for half the year (one semester). Examples are World Geography and Biology I.

2. HOW DO I KNOW WHICH CLASSES I NEED TO TAKE?

Consider class choices carefully. Visit with school counselors, teachers, and parents to gather information to make class choices. Take the time to read the Freshmen Academy Guidebook for details about courses and graduation requirements.

3. WILL I AUTOMATICALLY GO TO THE NEXT GRADE IF I FAIL COURSES?

No. Grade level classification is determined by the number of credits earned **NOT** by years of attendance.

4. WHAT HAPPENS IF I FAIL A COURSE?

Beginning in ninth grade, students EARN credits toward graduation. You must pass courses to earn credit. If you fail a course, you will have to re-take required courses, or take another course to replace the credit you lost through failure. Summer school is an option to earn lost credits. It is important to remember that your high school career begins the minute you enter Stevens High School in the fall.

5. HOW MANY COURSES SHOULD I TAKE?

Students in grades 9, 10 and 11 are required to enroll in a minimum of six (6) courses per semester. The student's typical academic performance and participation in extracurricular activities in and outside of the high school should be considered when determining academic load. Classes may be cancelled for the following reasons: low enrollment, registration number exceeds class capacity, and program cuts.

Learning Management System

- Canvas
 - Parent Observer
 - See what your student sees, including assignments, quizzes, grades, discussions profile, and announcements
 - Message your student and their teacher



Parent Observers in Canvas



[Video Guide](#)



<https://rcas.instructure.com/>

Step 2: Create an Account

Parent Signup ✕

Your Name

Your Email

Password

Re-enter Password


Student Pairing Code [What is a pairing code?](#)

You agree to the [terms of use](#) and acknowledge the [privacy policy](#).

Fill in these fields

Your student will need to log in to their school account to get the pairing code. See Step 2b.

Step 1: Go to RCAS Canvas Login Page

 **RAPID CITY**
AREA SCHOOLS

[Parent of a Canvas User?
Click Here For an Account](#)
[Browse courses](#)

Username

Password

Stay signed in

[Forgot Password?](#)

[Help](#) [Privacy Policy](#) [Accountable Use Policy](#) [Facebook](#) [Twitter](#)

Click here to create your parent account!

CANVAS continued

Step 3: Get pairing code from your student

The screenshot shows the Canvas LMS interface. On the left is a navigation sidebar with icons for Account, Dashboard, Courses, Calendar, Inbox, History, and Studio. The main content area is titled 'Settings' and includes sections for Notifications, Files, ePortfolios, QR for Mobile Login, and Global Announcements. A red box highlights the 'Settings' link in the sidebar. A red callout box with an arrow pointing to the 'Settings' link contains the text: 'Have your student log in to their Canvas account. Go to Account>Settings>Pair with Observer'. In the background, a 'Pair with Observer' dialog box is open, containing the text: 'Share the following pairing code with an observer to allow them to connect with you. This code will expire in seven days, or after one use.' Below this text is a red button that says 'Copy the 6-character code to your account creation'. An 'OK' button is at the bottom right of the dialog. On the right side of the settings page, there is a 'Ways to Contact' section with 'Email Addresses' (containing a red box labeled 'Student's contact info') and 'Other Contacts' (with a '+ Contact Method' link). A red box highlights the 'Pair with Observer' button in this section. Red arrows connect the 'Settings' link in the sidebar to the 'Pair with Observer' button, and the 'Pair with Observer' button to the 'Copy the 6-character code...' button in the dialog box.

Resources

- Contact teacher
- Contact assistant principal assigned to student
- Contact principal



Resources



- Lifeways
 - Michelle Teeslink
- Liaisons
 - Thad Schmit
 - Josh Kunde

Transition Components

- August 2024
 - 9th Grade Orientation
 - ID Picture
 - Laptop
 - Locker
 - Schedule
 - Tour
 - Open House



Exact dates and times provided in August mailing

What Can You Expect?

- Student ID
- Closed Campus/Closed Lunch
- Eligibility
- High School Community



Activities

stevensraiders.com



RAPID CITY STEVENS HIGH SCHOOL ACTIVITIES



[HOME](#) [ATHLETICS](#) [ACTIVITIES](#) [OTHER INFORMATION](#) [FACEBOOK](#) [RAIDER SPONSORS](#) [Notify Me!](#)

CALENDAR

IMPORTANT INFORMATION

HIGHLIGHTS

January 2022						
Su	Mo	Tu	We	Th	Fr	Sa
						1
2	3	4	5	6	7	8
9	10	11	12	13	14	15
16	17	18	19	20	21	22
23	24	25	26	27	28	29
--	--	--	--	--	--	--

RAIDER TRACK AND FIELD

"We are about 4 weeks away from the 2022 Raider Track and Field season! The season officially begins on February 28; however, there will be a very important meeting for **ALL** who are interested in participating on Wednesday, February 2 in the 9th grade lunchroom at 7:45am!
Early sign-ups are taking place right now online at www.RaiderTrackandField.com

