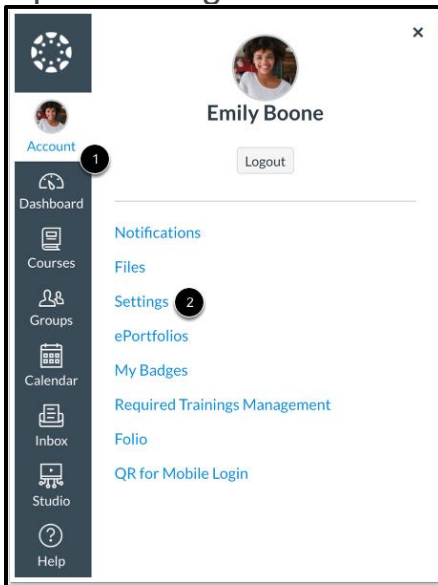
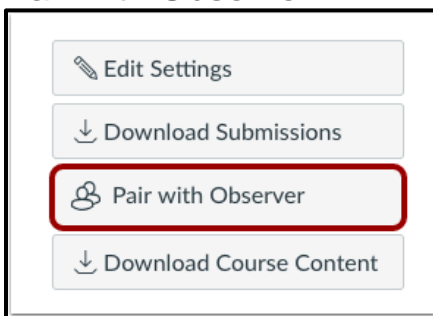


Open Settings



In Global Navigation, click the **Account** link [1], then click the **Settings** link [2].

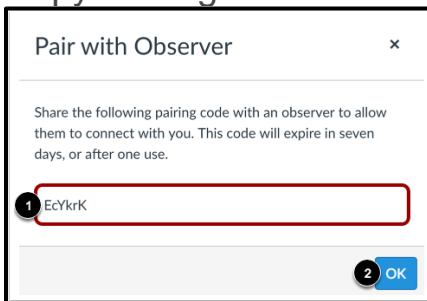
Pair with Observer



Click the **Pair with Observer** button.

Note: If the Pair with Observer button doesn't display in your User Settings, please contact your institution for assistance with pairing with an observer.

Copy Pairing Code



Copy the six-digit alphanumeric pairing code [1]. You will need to share the code with the observer who will link to your account. The pairing code will expire after seven days or its first use.

To close the window, click the **OK** button [2].

Note: Pairing codes are case sensitive.